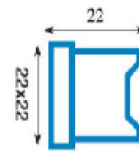
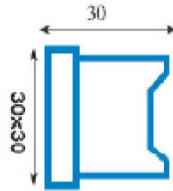


IM45

FROST
LINE



- 45kg production 20kg storage

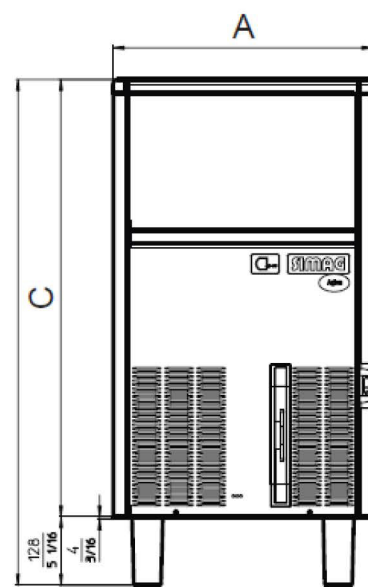
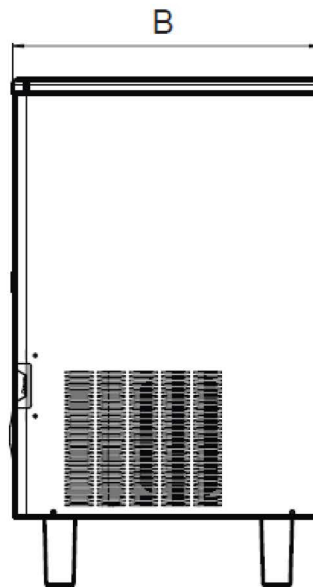
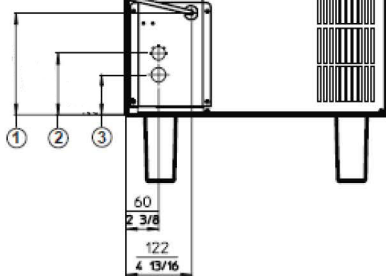


IM Cube

IM-M Cube

SPECIFICATION

- 1 - 195 mm
- 2 - 105 mm
- 3 - 75 mm



DIMENSIONS

- (A) Width 485 mm
- (B) Depth 570 mm
- (C) Height 820 / 950mm with legs

CONNECTIONS

- (1) 10 amp 1 metre power lead
- (2) 20mm Water Outlet Gravity
- (3) 3/4" Water Inlet