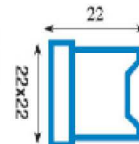
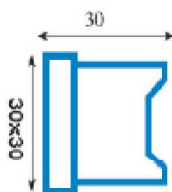


IM125

- 128kg production 50kg storage

FROST
LINE

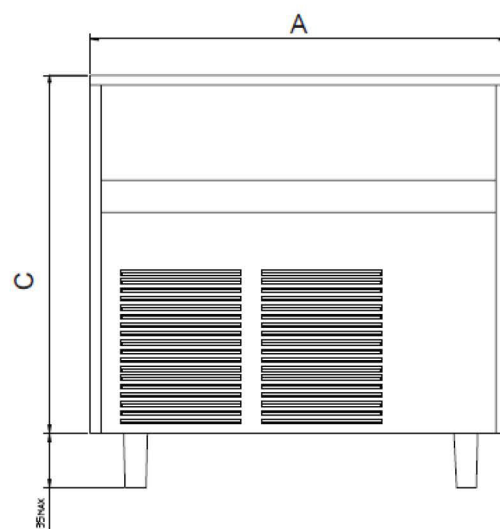
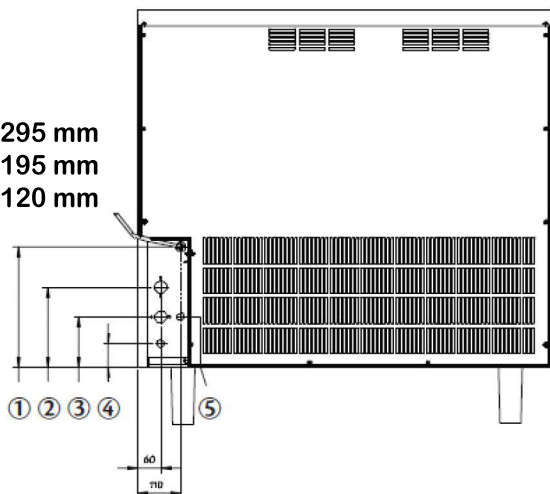


IM Cube

IM-M Cube

SPECIFICATION

- 1 - 295 mm
- 2 - 195 mm
- 3 - 120 mm



DIMENSIONS

- (A) Width 1045 mm
- (B) Depth 570 mm
- (C) Height 900 / 1030 mm with legs

CONNECTIONS

- (1) 10 amp 1 metre power lead
- (2) 20mm Water Outlet Gravity
- (3) 3/4" Water Inlet