

# RB300

406 kg Storage bin



Other models in this range: **RB100 - RB150 - RB190**

## Technical Features

- Convenient & hygienic internal ice scoop holder.
- Exterior panels in durable stainless steel.
- Polyurethane Insulation.
- High density, non-corroding Polyethylene bin liner, is designed with easy-to-clean rounded corners, and resists scratches and scuffs from ice scoops.
- Robust door frame will resist operational abuse.
- Rounded door-lip profile allows an easy reach for enhanced ease of operation.
- Fully removable door gasket seals door opening to reduce ice melt, easily disassembled for manual cleaning.
- Internal ice deflector enhances ice distribution to maximize bin storage capacity.
- Load resistant, stainless steel adjustable legs.
- Bin Caster available on request for selected models.
- Storage bin base drain tube conveniently rotates at 360° radius to allow ease-of-connection with any floor water drain position.

## Bin Capacity

kg 406

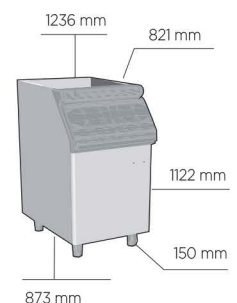
## Warranty

**2** years warranty on components

## Technology and Certifications



Certified ISO 9001:2008  
TOTAL QUALITY



Factory 12 Sandown Square  
56 Smith Rd Springvale Vic 3171

[www.frostline.com.au](http://www.frostline.com.au)  
(03) 9562 4400

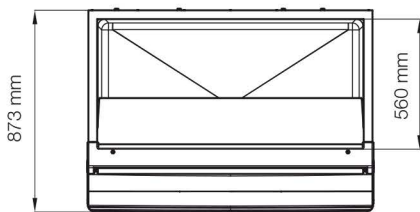
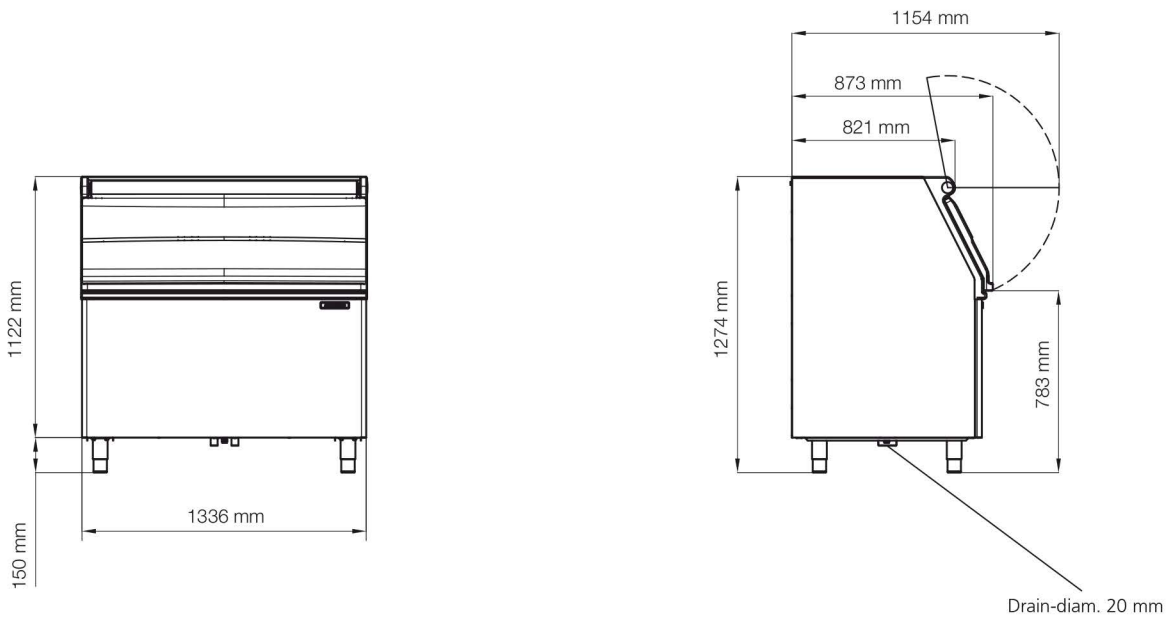


# RB300

406 kg Storage bin



Other models in this range: **RB100 - RB150 - RB190**



**Factory 12 Sandown Square  
56 Smith Rd Springvale Vic 3171**

**[www.frostline.com.au](http://www.frostline.com.au)  
(03) 9562 4400**

Specifications and design are subject to change without notice

	Net Weight kg	Shipping Weight kg
R 300	73	97