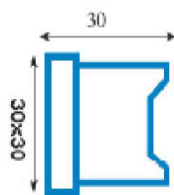


# IM215



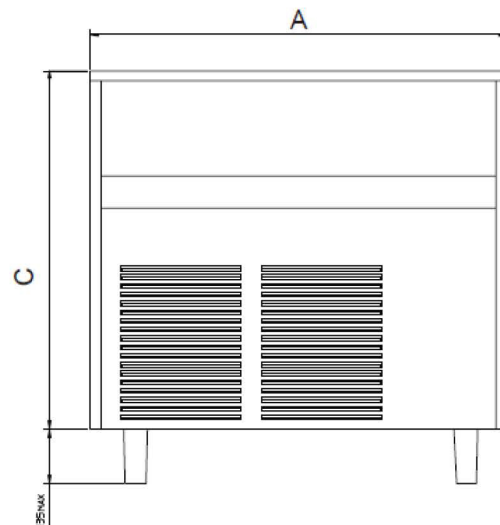
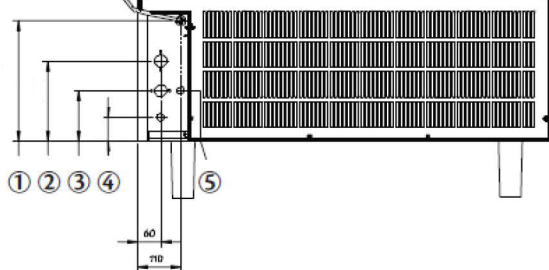
- 160kg production 70kg storage



IM Cube

## SPECIFICATION

- 1 - 300 mm
- 2 - 195 mm
- 3 - 120 mm



## DIMENSIONS

- (A) Width 1045 mm
- (B) Depth 570 mm
- (C) Height 1050 / 1180 mm with legs

## CONNECTIONS

- (1) 10 amp 1 metre power lead
- (2) 20mm Water Outlet Gravity
- (3) 3/4" Water Inlet